



Applications

- High temperature environment
- VSP and down-hole applications
- Civil engineering
- Geotechnical monitoring
- Mining

Features

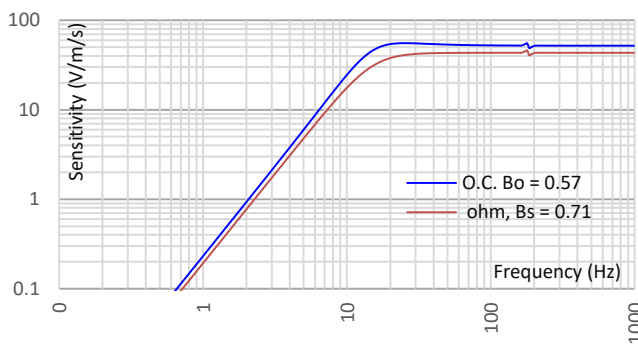
- Rugged design with rotating-coil contacts
- Omni-directional
- Accurate vector fidelity
- Small form factor ideal for 3C assemblies
- High temperature

Specifications

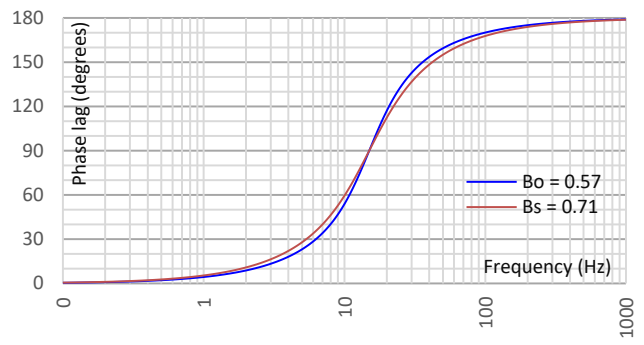
	Horizontal	Vertical			
Frequency [Hz]	15	±5%	+15 / -5%	Typical spurious frequency [Hz]	> 170
O.C. Damping	0.570	±15%	+10 / -20%	Maximum tilt angle [°]	360
O.C. Sensitivity [V/m/s]	52	±5%	+5 / -15%	Dimensions [mm]	∅22.2 x 27.9
Resistance [Ω]	2400	±5%	±5%	Weight [g]	48
Moving mass [g]	7.3			Operating temperature [°C]	-40 to 200
Max coil excursion p.p. [mm]	3			Warranty ¹	3 months
Shunt for 0.7 damping [Ω]	12k			Horizontal / Vertical	≤ 0.2 / ≤ 0.7%
Distortion with 17.78 mm/s p.p. coil-to-case velocity at 15 Hz					

All parameters are specified at +20°C in the working position unless stated otherwise
¹Warranty excludes damage caused by high voltage and physical damage to the element case

Response



Phase

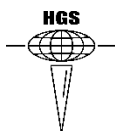


Ordering information

Part	Description	Working position	Polarity
SG000420	HG-25 M OD 15 Hz 2400 ohm HT	Omni-directional	Tap on the pins gives positive signal

Contact

India
 HGS (India) Ltd
 Tel : +91-11-46066604
www.hgsindia.com



The Netherlands
 HGS Products B.V.
 Tel : +31 708200820
www.hgsproducts.nl

